PATTERN BATTERY TECHNOLOGY CO., LIMITED
DEEP CYCLE AGM BATTERY
Head office :Room 1409,East Block,Costal Building,Hai De San Dao,Nanshan District,Shenzhen City,CHINA
E-mail: info@patternbattery.com
Web:www.patternbattery.com Office line:+86-755-86524336

PTF-Front Terminal
PTF12-200

Specification

Nominal Voltage	12V	
Nominal Capacity(20HR)	200.0AH	
Dimension	Length	561±3mm (22.0 inches)
	Width	125±2mm (4.92 inches)
	Container Height	325±3mm (12.79 inches)
	Total Height (with Terminal)	325±3mm (12.79 inches)
Approx Weight	Approx 59.5kg	
Terminal	T3	
Container Material	ABS	
Rated Capacity	214.0 AH/10.7A	(20hr ,1.80V/cell,25°C/77°F)
	200.0 AH/20.0A	(10hr,1.80V/cell,25°C/77°F)
	160.0 AH/32.0A	(5hr,1.75V/cell,25°C/77°F)
	150.0 AH/50.0A	(3hr,1.75V/cell,25°C/77°F)
	122.0 AH/122.0A	(1hr,1.60V/cell,25°C/77°F)
Max. Discharge Current	2000A (5s)	
Internal Resistance	Approx 3 mΩ	
Operating Temp.Range	Discharge : -20～55°C (-4～131°F)	
	Charge : 0～40°C (32～104°F)	
	Storage : -20～50°C (-4～122°F)	
Nominal Operating Temp. Range	25±3°C (77±5°F)	
Cycle Use	Initial Charging Current less than 36A.Voltage 14.4V~15.0V at 25°C(77°F)Temp. Coefficient -30mV/°C	
Standby Use	No limit on Initial Charging Current Voltage 13.5V~13.8V at 25°C(77°F)Temp. Coefficient -20mV/°C	
Capacity affected by Temperature	40°C (104°F)	103%
	25°C (77°F)	100%
	0°C (32°F)	86%
Self Discharge	Pattern PTF series batteries may be stored for up to 6 months at 25°C(77°F) and then a freshening charge is required. For higher temperatures the time interval will be shorter.	



Applications

- *Telecom application(19 inches or 23 inches power cabinets)*
- *UPS, Standby power supply*
- *Systems Solar Power*
- *Network connection equipment of communication system*
- *Power station systems*
- *Railway and marine systems*
- *Cable TV*

Intertek
ISO14001 ISO9001 CE

Constant Current Discharge (Amperes) at 25 °C (77°F)

15min	20min	30min	45min	1h	2h	3h	4h	5h	6h	8h	10h	20h	V/cell
220.00	190.00	152.00	116.00	94.00	60.00	46.00	38.00	30.00	26.00	22.00	19.00	10.27	1.85
280.00	226.00	178.00	126.00	106.00	64.00	48.00	40.00	31.00	28.00	23.00	20.00	10.70	1.80
300.00	244.00	186.00	134.00	110.00	66.00	50.00	42.00	32.00	29.00	24.00	20.60	11.13	1.75
320.00	256.00	194.00	142.00	114.00	68.00	52.00	43.60	34.00	30.00	25.00	21.40	11.56	1.70
340.00	270.00	200.00	148.00	118.00	72.00	54.00	45.00	36.00	31.00	26.00	22.20	11.98	1.65
360.00	280.00	210.00	154.00	122.00	76.00	56.00	47.00	38.00	33.00	28.00	23.00	12.41	1.60

Constant Power Discharge (Watts/cell) at 25 °C (77°F)

15min	20min	30min	45min	1h	2h	3h	4h	5h	6h	8h	10h	20h	V/cell
407.00	351.50	281.20	214.60	173.90	111.00	85.10	70.30	55.50	48.10	40.70	35.15	19.00	1.85
504.00	406.80	320.40	226.80	190.80	115.20	86.40	72.00	55.80	50.40	41.40	36.00	19.26	1.80
525.00	427.00	325.50	234.50	192.50	115.50	87.50	73.50	56.00	50.75	42.00	36.05	19.47	1.75
544.00	435.20	329.80	241.40	193.80	115.60	88.40	74.12	57.80	51.00	42.50	36.38	19.65	1.70
561.00	445.50	330.00	244.20	194.70	118.80	89.10	74.25	59.40	51.15	42.90	36.63	19.77	1.65
576.00	448.00	336.00	246.40	195.20	121.60	89.60	75.20	60.80	52.80	44.80	36.80	19.86	1.60

Dimensions

T3 Terminal

Unit: mm [inches]

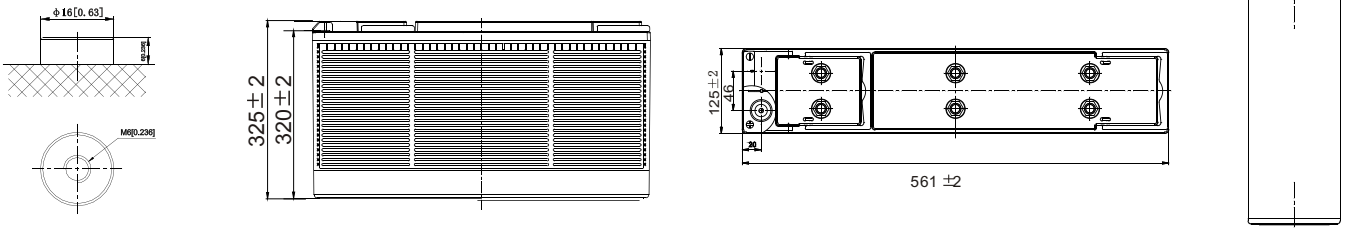

Discharge Characteristics

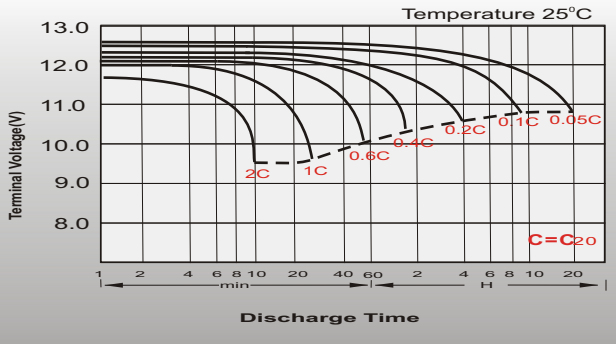

Float Charging Characteristics

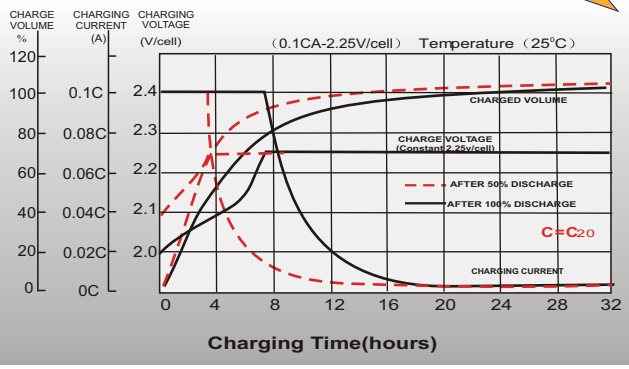

Temperature Effects in Relation to Battery Capacity

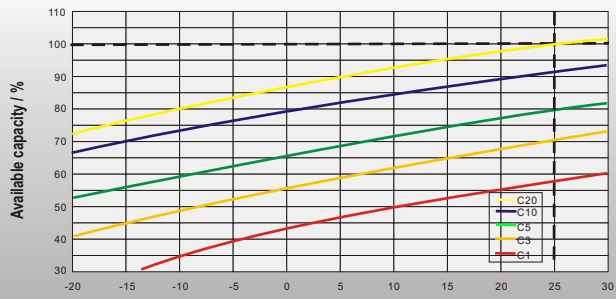

Effect of Temperature on Long Term Float Life

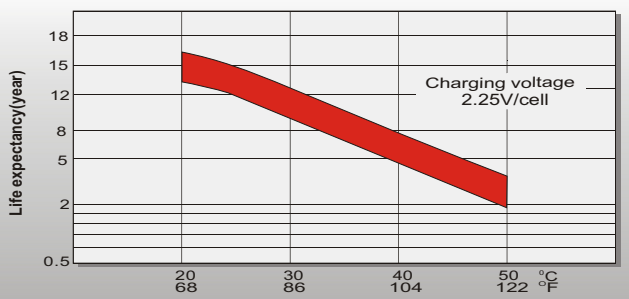

Cycle Life in Relation to Depth of Discharge

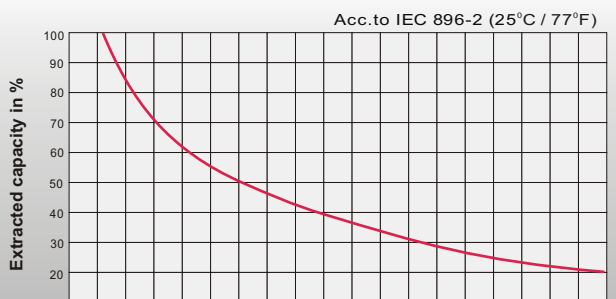

General Relation of Capacity VS. Storage Time

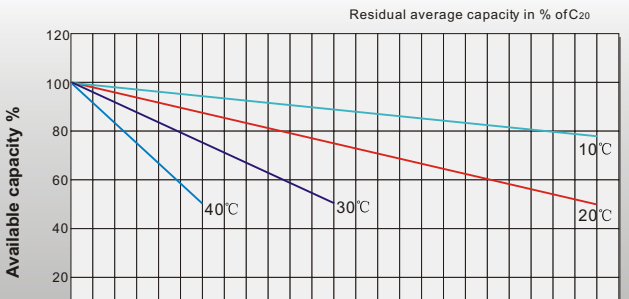

(Note) The above characteristics data are average values obtained within three charge/discharge cycle not the minimum values.

PATTERN BATTERY TECHNOLOGY CO., LIMITED

http://www.patternbattery.com/